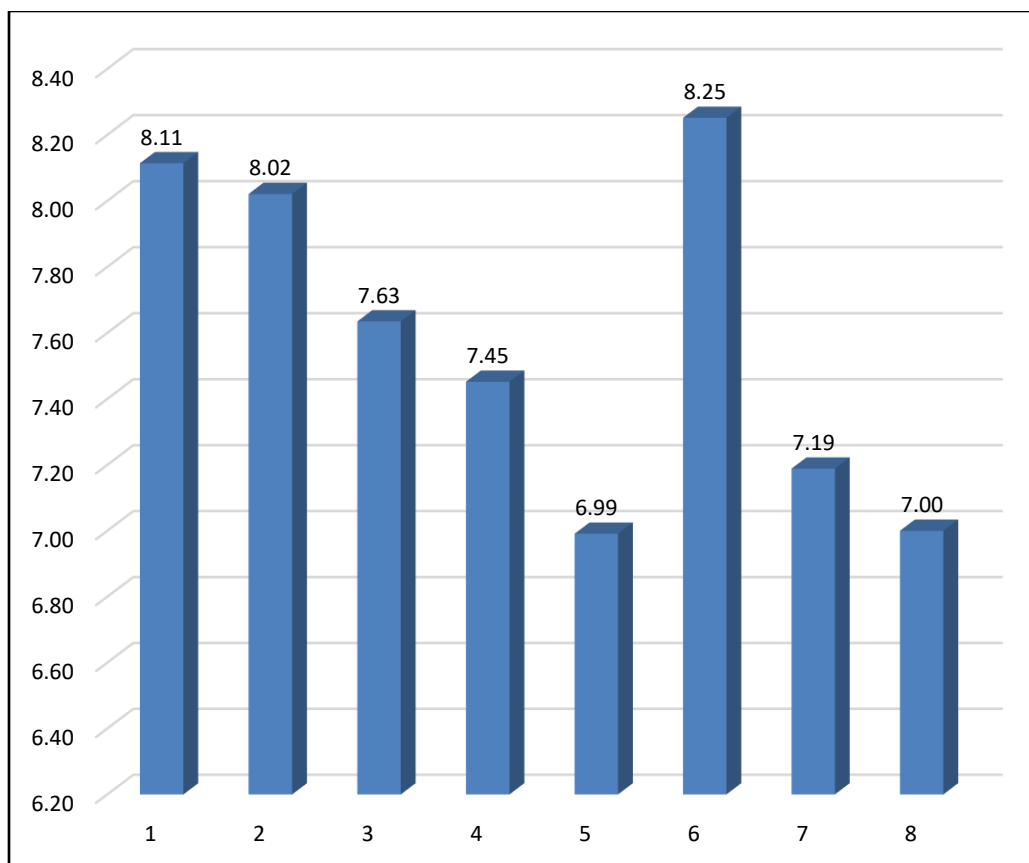


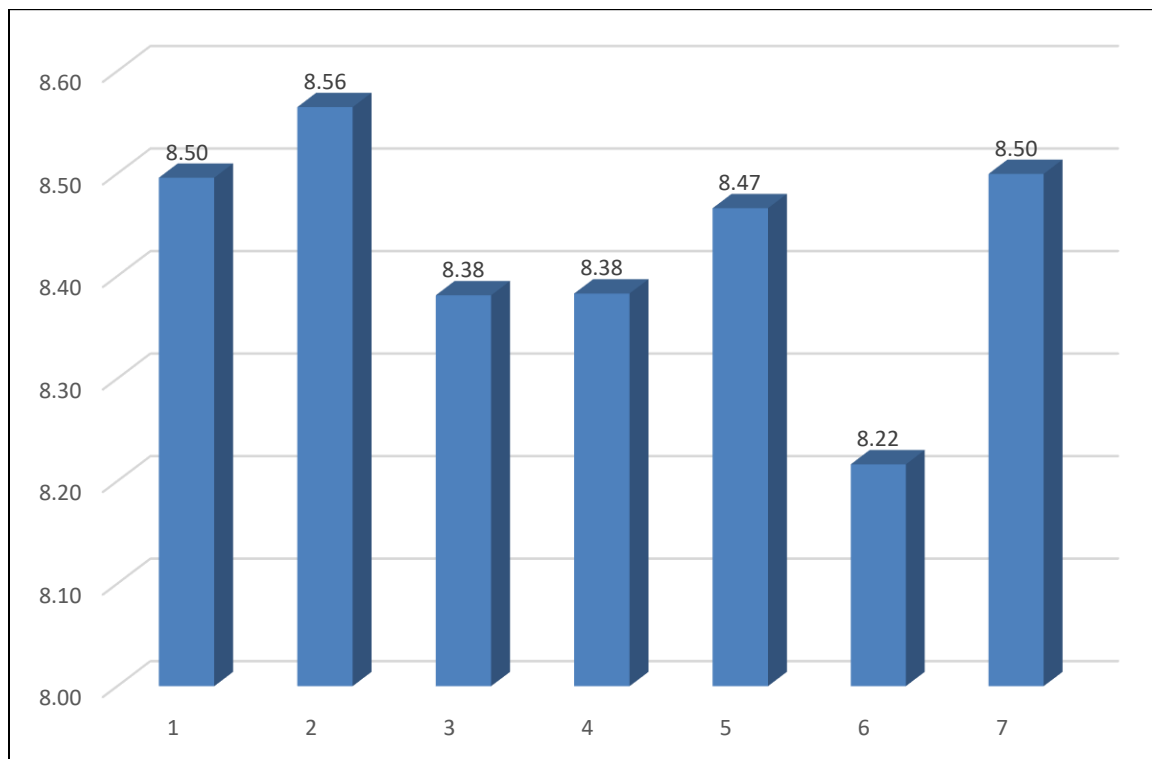
B. K. Birla College of Arts, Science and Commerce (Autonomous), Kalyan
Students' Satisfaction Analysis

(July 2019 – June 2020)



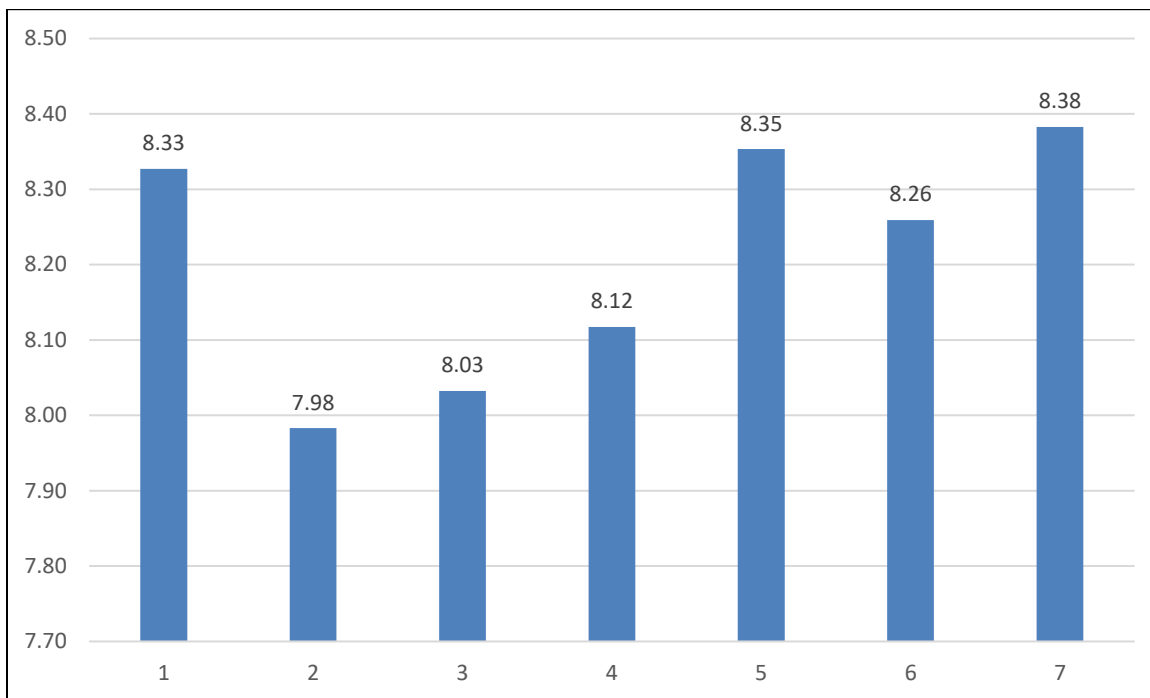
X- Axis Label	Details About X-axis Label	Y-axis Score Obtained
1	Teaching - Learning Process	8.11
2	Conduct of Examination	8.02
3	Library Facilities	7.63
4	Extra-curricular activities	7.45
5	Sports Facilities	6.99
6	Security Services	8.25
7	Grievance Redressal	7.19
8	Drinking water and Washroom facility	7.00
	Overall Average	7.58

B. K. Birla College of Arts, Science and Commerce (Autonomous), Kalyan
 Feedback Analysis
 (July 2019 – June 2020)



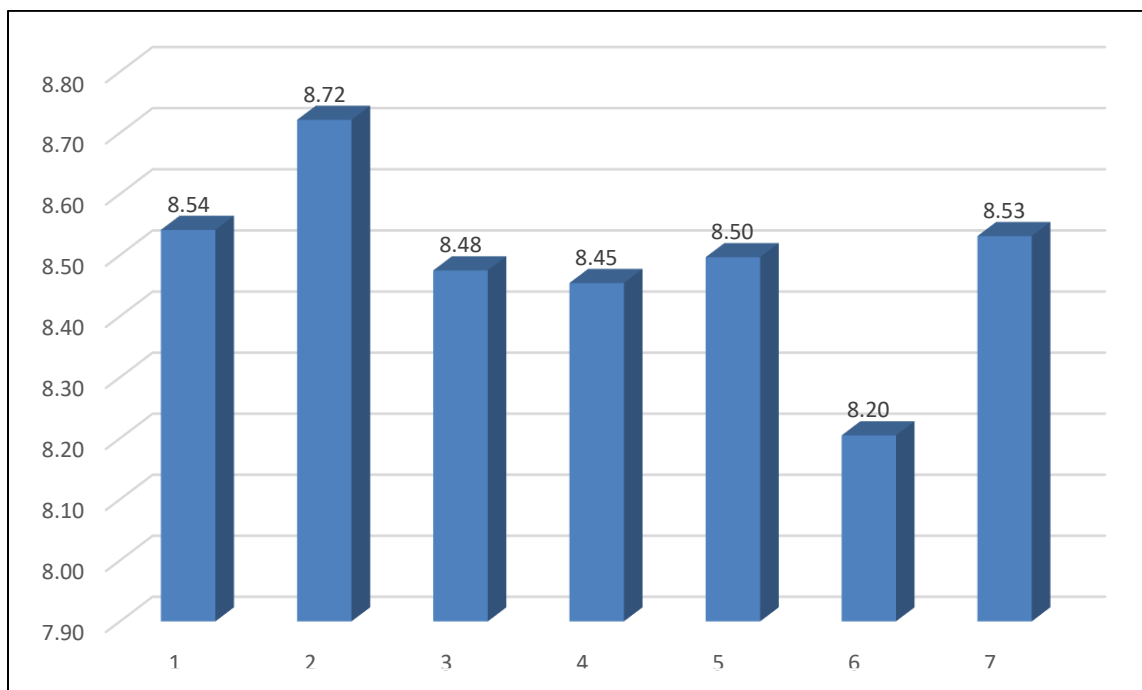
X- Axis Label	Details About X-axis Label	Y-axis Score Obtained
1	The teacher's effectiveness in teaching the subject	8.50
2	Clarity of teacher's Voice and Communication Skills	8.56
3	Teachers use of examples and illustration	8.38
4	Readiness to extra help when needed	8.38
5	Level of discipline maintain in the class	8.47
6	Punctuality of Teacher	8.22
7	Interaction with students	8.50
	Overall Average	8.43

B. K. Birla College of Arts, Science and Commerce (Autonomous), Kalyan
Feedback Analysis (Degree College)
(July 2019 – June 2020)



X- Axis Label	Details About X-axis Label	Y-axis Score Obtained
1	The teacher's effectiveness in teaching the subject	8.33
2	Clarity of teacher's Voice and Communication Skills	7.98
3	Teachers use of examples and illustration	8.03
4	Readiness to extra help when needed	8.12
5	Level of discipline maintain in the class	8.35
6	Punctuality of Teacher	8.26
7	Interaction with students	8.38
	Overall Average	8.21

B. K. Birla College of Arts, Science and Commerce (Autonomous), Kalyan
Feedback Analysis (Self Financing)
(July 2019 – June 2020)



X- Axis Label	Details About X-axis Label	Y-axis Score Obtained
1	The teacher's effectiveness in teaching the subject	8.54
2	Clarity of teacher's Voice and Communication Skills	8.72
3	Teachers use of examples and illustration	8.48
4	Readiness to extra help when needed	8.45
5	Level of discipline maintain in the class	8.50
6	Punctuality of Teacher	8.20
7	Interaction with students	8.53
	Overall Average	8.49

Feedback Analysis:

Students Satisfaction Analysis (About College)

The parameters: Security Services, Grievance Redressal, Drinking water and Washroom facility have shown positive progress compared to last A.Y. 2018-19

The parameters Teaching - Learning Process, Conduct of Examination, Library Facilities, Extra-curricular activities, Sports Facilities has scope for improvements.

Students Feedback Analysis

The parameters -The teacher's effectiveness in teaching the subject, Clarity of teacher's Voice and Communication Skills, Teachers use of examples and illustration Readiness to extra help when needed, Punctuality of Teacher, Level of discipline maintain in the class, Interaction with students has scope for improvement compared to last A. Y. 2018-19