

B. K. Birla College (Autonomous), Kalyan

National Assessment and Accreditation Council (NAAC)

Student Satisfaction Survey

Key Indicator - 2.7.1

Under Criterion II of Teaching – Learning and Evaluation

A.Y. 2021-22

Link:

https://forms.office.com/Pages/ResponsePage.aspx?id=xVArZJ3cv0Gm9dTrOxkl3K_CztVQ-r9KgbigBnBXdTUVUNUpYUIRPNzBJQk1RVIBOS1pRRzZLN0wzVC4u

Total No. of Responses :- 848

Guidelines for Students

NAAC (National Assessment and accreditation council) is conducting a Student Satisfaction Survey regarding Teaching – Learning and Evaluation, which will help to upgrade the quality in higher education. A student will have to respond to all the questions given in the following format with her/his sincere effort and thought. Her/his identity will not be revealed.

A) Please confirm this is the first and only time you answer this survey.

a) Yes b) No

B) Age: C) College Name:

D) Gender: a) Female b) Male c) Transgender

E) What degree program are you pursuing now?

a) Bachelor's b) Master's c) MPhil
d) Doctorate e) Other ()

F) What subject area are you currently pursuing?

a) Arts b) Commerce c) Science
d) Professional e) Other: ()

Instructions to fill the questionnaire

- All questions should be compulsorily attempted.
- Each question has five responses, choose the most appropriate one.
- The response to the qualitative question no. 21 is student's opportunity to give suggestions or improvements; she/he can also mention weaknesses of the institute here. (Kindly restrict your response to teaching learning process only)

Criterion II – Teaching–Learning and Evaluation

Student Satisfaction Survey on Teaching Learning Process

Following are questions for online student satisfaction survey regarding teaching learning process.

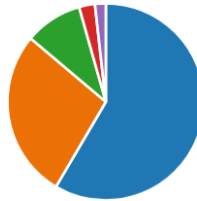
1. How much of the syllabus was covered in the class?

0. How much of the syllabus was covered in the class? (0 point)

[More Details](#)

[Insights](#)

4 – 85 to 100%	494
3 – 70 to 84%	234
2 – 55 to 69%	80
1– 30 to 54%	22
0 –Below 30%	15



2. How well did the teachers prepare for the classes?

4 – Always effective	468
3 – Sometimes effective	251
2 – Just satisfactorily	123
1– Generally ineffective	19
0– Very poor communication	14

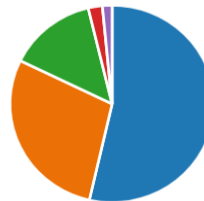


3. How well were the teachers able to communicate?

1. How well were the teachers able to communicate? (0 point)

[More Details](#)

4 – Always effective	455
3 – Sometimes effective	243
2 – Just satisfactorily	119
1– Generally ineffective	19
0– Very poor communication	13



4. The teacher's approach to teaching can best be described as

4 – Always effective	455
3 – Sometimes effective	243
2 – Just satisfactorily	119
1– Generally ineffective	19
0– Very poor communication	13



5. Fairness of the internal evaluation process by the teachers.

● 4 – Always fair	440
● 3 – Usually fair	297
● 2 – Sometimes unfair	87
● 1 – Usually unfair	15
● 0 – Unfair	9



6. Was your performance in assignments discussed with you?

● 4 – Every time	344
● 3 – Usually	263
● 2 – Occasionally/Sometimes	140
● 1 – Rarely	53
● 0 – Never	47



7. The institute takes active interest in promoting internship, student exchange, field visit opportunities for students.

● 4 – Regularly	326
● 3 – Often	231
● 2 – Sometimes	148
● 1 – Rarely	85
● 0 – Never	57




8. The teaching and mentoring process in your institution facilitates you in cognitive, social and emotional growth.


● 4 – Significantly	242
● 3 – Very well	383
● 2 – Moderately	153
● 1 – Marginally	49
● 0 – Not at all	19




9. The institution provides multiple opportunities to learn and grow.




10. Teachers inform you about your expected competencies, course outcomes and programme outcome



11. Your mentor does a necessary follow-up with an assigned task to you.



12. The teachers illustrate the concepts through examples and applications.



13. The teachers identify your strengths and encourage you with providing right level of challenges.

4 - Fully	335
3 - Reasonably	281
2 - Partially	112
1 - Slightly	73
0 - Unable to	41



14. Teachers are able to identify your weaknesses and help you to overcome them.

4 - Every time	305
3 - Usually	275
2 - Occasionally/Sometimes	119
1 - Rarely	85
0 - Never	58



15. The institution makes effort to engage students in the monitoring, review and continuous quality improvement of the teaching learning process.

4 - Strongly agree	280
3 - Agree	366
2 - Neutral	143
1 - Disagree	35
0 - Strongly disagree	16



16. The institute/ teachers use student centric methods, such as experiential learning, participative learning and problem solving methodologies for enhancing learning experiences.

● 4 – To a great extent	286
● 3 – Moderate	356
● 2 – Some what	105
● 1 – Very little	62
● 0 – Not at all	28



17. Teachers encourage you to participate in extracurricular activities.

● 4 – Strongly agree	382
● 3 – Agree	325
● 2 – Neutral	109
● 1 – Disagree	14
● 0 – Strongly disagree	9



18. Efforts are made by the institute/ teachers to inculcate soft skills, life skills and employability skills to make you ready for the world of work.

● 4 – To a great extent	337
● 3 – Moderate	330
● 2 – Some what	100
● 1 – Very little	54
● 0 – Not at all	18



19. What percentage of teachers use ICT tools such as LCD projector, Multimedia, etc. while teaching.

● 4 – Above 90%	181
● 3 – 70 – 89%	243
● 2 – 50 – 69%	165
● 1 – 30 – 49%	92
● 0 – Below 29%	160



20. The overall quality of teaching-learning process in your institute is very good.

3 – Agree	466
2 – Neutral	274
1 – Disagree	42
0 – Strongly disagree	16
4 – Strongly agree	42

